

CONTENTS OF ANNUAL RETURN
As on the financial year ended 31.03.2021

I. REGISTRATION AND OTHER DETAILS:

i)	Corporate Identification Number (CIN) of the company	U40108TG1997PLC027946
	Global Location Number (GLN) of the company	
	Permanent Account Number (PAN) of the company	AACCA0120E
ii)	Name of the Company	AXIOM ENERGY CONVERSION LIMITED
	Registered office address	Plot No. 207/4 & 5, Phase II, IDA, Cherlapally, Hyderabad - 500 051, Telangana.
	E-mail ID of the Company	srinivasarao.g@axiomenergy.co.in
	Telephone Number with STD code	04065521245
	Website	www.axiomenergy.co.in
iii)	Date of Incorporation	12 th September, 1997
iv)	Type of Company	Public Company
	Category of the Company	Company limited by shares
	Sub-Category of the Company	Indian Non-Government company
v)	Whether the Company is having share capital Yes/No	Yes
vi)	Whether shares listed on recognized Stock Exchange(s) Yes / No	No
	Details of stock exchanges where shares are listed (including Code)	NA
	CIN of the Registrar and Transfer Agent	NA
	Name of the Registrar and Transfer Agent	B.C.DEBATA & ASSOCIATES
	Registered office address of the Registrar and Transfer Agents	183/523, Gajapatinagar, Near Press Chhak, PO: Sainik School, Bhubaneswar - 751 005, Odisha.
vii)	Financial Year	01.04.2020 to 31.03.2021
viii)	Whether AGM is held Yes/No	To be held on 30.09.2021
	If yes, date of AGM	
	Due date of AGM	30.09.2021
	Whether any extension for AGM granted Yes/No	No
	If yes, provide the Service Request Number (SRN) of the application form filed for extension	NA
	Extended due date of AGM after grant of extension	NA
	Specify the reasons for not holding the same	NA



II. PRINCIPAL BUSINESS ACTIVITIES OF THE COMPANY:

Number of business activities: 1

Sl. No.	Main Activity Group code	Description of Main Activity group	Business Activity code	Description of business activity	% of turnover of Company
1.	C	Manufacturing	C9	Computer, electronic, Communication and Scientific Measuring & Control equipment	100

III. PARTICULARS OF HOLDING, SUBSIDIARY AND ASSOCIATE COMPANIES (INCLUDING JOINT VENTURES):

No. of Companies for which information is to be given: 3

Sl. No	Name and Address of the Company	CIN/GLN	Holding/ Subsidiary/ Associate/ Joint Venture	% of shares held
1.	AXIOM EV PRODUCTS PRIVATE LIMITED Plot No.207/4 & 5, Phase II, IDA Cherlapally, Hyderabad - 500 051, Telangana.	U74900TG2012PTC084590	Subsidiary	78.75
2.	AXIOM POWER PRODUCTS PRIVATE LIMITED Plot No.195/1, Phase II, IDA, APIIC, Cherlapally, Hyderabad - 500 051, Telangana.	U31902TG2014PTC093163	Associate	20
3.	AXIOM SOLAR PRIVATE LIMITED Plot No. 207/4 & 5 Phase II, IDA Cherlapally, Hyderabad - 500 051, Telangana.	U29253TG2011PTC072164	Associate	20



IV. SHARE CAPITAL, DEBENTURES AND OTHER SECURITIES OF THE COMPANY:

i) SHARE CAPITAL

(A) Equity share capital

Particulars	Authorised Capital	Issued Capital	Subscribed Capital	Paid up Capital
Total number of Equity shares	85,00,000	50,48,873	50,48,873	50,48,873
Total amount of Equity shares (in Rupees)	8,50,00,000	5,04,88,730	5,04,88,730	5,04,88,730

Number of classes: 1

Class of shares	Authorised Capital	Issued Capital	Subscribed Capital	Paid up Capital
Number of Equity shares	85,00,000	50,48,873	50,48,873	50,48,873
Nominal value per share (in rupees)	10	10	10	10
Total amount of Equity shares (in Rupees)	8,50,00,000	5,04,88,730	5,04,88,730	5,04,88,730

(B) Preference share Capital


Particulars	Authorised Capital	Issued Capital	Subscribed Capital	Paid up Capital
Total number of Preference shares	0	0	0	0
Total amount of Preference shares (in Rupees)	0	0	0	0

Number of classes: 0

Class of shares	Authorised Capital	Issued Capital	Subscribed Capital	Paid up Capital
Number of Preference shares	0	0	0	0
Nominal value per share (in rupees)	0	0	0	0
Total amount of Preference shares (in Rupees)	0	0	0	0

(C) Unclassified share Capital:

Particulars	Authorised Capital
Total amount of unclassified shares	0



(D) Break-up of paid-up share capital:

Class of shares	Number of shares			Total Nominal amount	Total Paid-up amount	Total Premium
	Physical	DEMAT	Total			
Equity shares						
At the beginning of the year	50,48,873	0	50,48,873	5,04,88,730	5,04,88,730	0
Increase during the year	0	0	0	0	0	0
i. Public Issues	0	0	0	0	0	0
ii. Rights issue	0	0	0	0	0	0
iii. Bonus issue	0	0	0	0	0	0
iv. Private placement/ preferential allotment	0	0	0	0	0	0
v. ESOPs	0	0	0	0	0	0
vi. Sweat Equity shares allotted	0	0	0	0	0	0
vii. Conversion of preference shares	0	0	0	0	0	0
viii. Conversion of Debentures	0	0	0	0	0	0
ix. GDRs/ADRs	0	0	0	0	0	0
x. Others, specify	0	0	0	0	0	0
Decrease during the year	0	0	0	0	0	0
i. Buy-back of shares	0	0	0	0	0	0
ii. Shares forfeited	0	0	0	0	0	0
iii. Reduction of share capital	0	0	0	0	0	0
iv. Other, specify	0	0	0	0	0	0
At the end of the year	50,48,873	0	50,48,873	5,04,88,730	5,04,88,730	0
Preference shares	0	0	0	0	0	0
At the beginning of the year	0	0	0	0	0	0
Increase during the year	0	0	0	0	0	0
i. Issue of shares	0	0	0	0	0	0
ii. Re-issue of forfeited shares	0	0	0	0	0	0



iii. Others, specify	0	0	0	0	0	0
Decrease during the year	0	0	0	0	0	0
i. Redemption of shares	0	0	0	0	0	0
ii. Shares forfeited	0	0	0	0	0	0
iii. Reduction of share Capital	0	0	0	0	0	0
iv. Others, specify	0	0	0	0	0	0
At the end of the year	0	0	0	0	0	0

ISIN of the Equity shares of the Company: INE0EPW01014

(ii) Details of stock split/consolidation during the year (for each class of shares):
NIL

Class of shares		(i)	(ii)	(iii)
Before split / Consolidation	Number of shares			
	Face value per share			
After split / Consolidation	Number of shares			
	Face value per share			

(iii) Details of shares/Debentures Transfers since closure date of last financial year (or in the case of the first return at any time since the incorporation of the Company): **NIL**

Date of the previous Annual general meeting	
Date of registration of transfer (Date Month Year)	
Type of transfer 1. Equity 2. Preference shares 3. Debentures 4. Stock	
Number of Shares/ Debentures/ Units Transferred	
Amount per Share/ Debenture/Unit (in Rs.)	
Ledger Folio of Transferor	
Transferor's Name Surname Middle name First name	
Ledger Folio of Transferee	
Transferee's Name Surname Middle name	



First name	
------------	--

(iv) Debentures (Outstanding as at the end of financial year): NIL

Particulars	Number of units	Nominal value per unit	Total value
Non-convertible debentures			
Partly convertible debentures			
Fully convertible debentures			
Total			

Details of Debentures: NIL

Class of debentures	Outstanding as at the beginning of the year	Increase during the year	Decrease during the year	Outstanding as at the end of the year
Non-convertible debentures				
Partly convertible debentures				
Fully convertible debentures				

(v) Securities (other than shares and debentures): NIL

Type of Securities	Number of Securities	Nominal Value of each Unit	Total Nominal Value	Paid-up value of each Unit	Total paid-up value
Total					

V. TURNOVER AND NET WORTH OF THE COMPANY (as defined under Companies Act, 2013):

Turnover	Rs. 34,67,13,380/-
Net worth of the Company	Rs. 9,89,05,393/-

VI.

(a) SHAREHOLDING PATTERN - Promoters

Sl. No.	Category	Equity		Preference	
		Number of shares	Percentage	Number of shares	Percentage
1.	Individual/HUF				
	(i) Indian	47,25,755	93.60	0	0



	(ii) Non-resident Indian (NRI)	0	0	0	0
	(iii) Foreign National (other than NRI)	0	0	0	0
2.	Government				
	(i) Central Govt.	0	0	0	0
	(ii) State Govt.	0	0	0	0
	(iii) Government Companies	0	0	0	0
3.	Insurance Companies	0	0	0	0
4.	Banks	0	0	0	0
5.	Financial Institutions	0	0	0	0
6.	Foreign institutional investors	0	0	0	0
7.	Mutual Funds	0	0	0	0
8.	Venture Capital	0	0	0	0
9.	Body Corp. (not mentioned above)	0	0	0	0
10.	Others	0	0	0	0
	Total	47,25,755	93.60	0	0

Total number of shareholders (promoters): 5

(b) SHARE HOLDING PATTERN – Public/ Other than promoters

Sl. No.	Category	Equity		Preference	
		Number of shares	Percentage	Number of shares	Percentage
1.	Individual/HUF				
	(i) Indian	3,23,118	6.40	0	0
	(ii) Non-resident Indian (NRI)	0	0	0	0
	(iii) Foreign National (other than NRI)	0	0	0	0
2.	Government				
	(i) Central Govt.	0	0	0	0



	(ii) State Govt.	0	0	0	0
	(iii) Government Companies	0	0	0	0
3.	Insurance Companies	0	0	0	0
4.	Banks	0	0	0	0
5.	Financial Institutions	0	0	0	0
6.	Foreign institutional investors	0	0	0	0
7.	Mutual Funds	0	0	0	0
8.	Venture Capital	0	0	0	0
9.	Body Corp. (not mentioned above)	0	0	0	0
10.	Others	0	0	0	0
	Total	3,23,118	6.40	0	0

Total number of shareholders (other than promoters): 6

Total number of shareholders (Promoters+ Public/other than promoters): 11

VII. NUMBER OF PROMOTERS, MEMBERS, DEBENTURE HOLDERS (Details, Promoters, Members (other than promoters), Debenture holder:

Details	At the beginning of the year	At the end of the year
Promoters	5	5
Members(other than promoters)	6	6
Debenture holders	0	0

VIII. DETAILS OF DIRECTORS AND KEY MANAGERIAL PERSONNEL

(A) Composition of the Board of Directors

Category	Number of directors at the beginning of the year		Number of directors at the end of the year		Percentage of shares held by directors as at the end of the year	
	Executive	Non-Executive	Executive	Non-Executive	Executive	Non-Executive
A. Promoter	1	4	1	3	18.72	56.16



B. Non- Promoter	0	1	0	1	0	0
(i) Non- Independent	0	1	0	1	0	18.72
(ii) Independent	0	0	0	0	0	0
C. Nominee Director representing	0	0	0	0	0	0
(i) Banks & FIs	0	0	0	0	0	0
(ii) Investing institutions	0	0	0	0	0	0
(iii) Government	0	0	0	0	0	0
(iv) Small shareholders	0	0	0	0	0	0
(v) Others	0	0	0	0	0	0
Total	1	5	1	4	18.72	74.88

Number of Directors and Key managerial personnel (who is not director) as on the financial year end date: 6

(B) (i) Details of directors and Key managerial personnel as on the closure of financial year

Name	DIN/PAN	Designation	Number of equity share(s) held	Date of cessation (after closure of financial year : If any)
MOHANLAL JESAJI PUROHIT	01653611	Managing Director	9,45,151	--
DUDARAM PUNMARAM PUROHIT	01686648	Director	9,45,151	--
VENKATA SURYA SIVARAMA KRISHNA NOONEY	01686906	Director	9,45,151	--
SHAKUNTALA PUROHIT	01686933	Director	9,45,151	--
MANCHALAL PUROHIT	02385103	Director	9,45,151	--
SUNITA GOUDA	BQFPG2102K	Company Secretary	0	--

(ii) Particulars of change in director(s) and Key managerial personnel during the year: 1

Name	DIN/PAN	Designation at the beginning / during the financial year	Date of appointment/ change in designation / cessation	Nature of change (Appointment/ Change in designation / Cessation)
PRAKASH RAO KOLLURU	06486715	Director	14.11.2020	Cessation



IX. MEETINGS OF MEMBERS/CLASS OF MEMBERS/BOARD/COMMITTEES OF THE BOARD OF DIRECTORS

A. MEMBERS/CLASS /REQUISITIONED/NCLT/COURT CONVENED MEETINGS

Number of meetings held: 3

Type of meeting	Date of meeting	Total number of members entitled to attend the meeting	Attendance	
			Number of members attended	% of total shareholding
EGM	23.04.2020	11	11	100
EGM	02.07.2020	11	11	100
AGM	31.12.2020	11	10	99.34

B. BOARD MEETINGS

Number of meetings held: 13

Sl. No.	Date of meeting	Total number of directors associated as on the date of meeting	Attendance	
			Number of directors attended	% of attendance
1.	02.04.2020	6	6	100
2.	08.06.2020	6	6	100
3.	23.07.2020	6	6	100
4.	03.08.2020	6	6	100
5.	19.08.2020	6	6	100
6.	22.09.2020	6	6	100
7.	26.09.2020	6	6	100
8.	14.11.2020	6	6	100
9.	08.12.2020	5	5	100
10.	21.01.2021	5	5	100
11.	22.03.2021	5	5	100
12.	24.03.2021	5	5	100
13.	27.03.2021	5	5	100

C. COMMITTEE MEETINGS

Number of meetings held: Nil



Sl. No.	Type of meeting	Date of meeting	Total number of members as on the date of the meeting	Attendance	
				Number of members attended	% of attendance

D. ATTENDANCE OF DIRECTORS

Sl. No.	Name of the Director	Board Meeting			Committee meetings			Whether attended AGM held On
		Number of meetings which director was entitled to	Number of meetings attended	% of attendance	Number of meetings which director was entitled to	Number of meetings attended	% of attendance	30.09.2021
								(Y/N/NA)
1.	MOHANLAL JESAJI PUROHIT	13	13	100	0	0	0	
2.	DUDARAM PUNMARAM PUROHIT	13	13	100	0	0	0	
3.	VENKATA SURYA SIVARAMA KRISHNA NOONEY	13	13	100	0	0	0	
4.	SHAKUNTALA PUROHIT	13	13	100	0	0	0	
5.	MANCHALAL PUROHIT	13	13	100	0	0	0	

X. REMUNERATION OF DIRECTORS AND KEY MANAGERIAL PERSONNEL

A. Remuneration to Managing Director, Whole-time Directors and/or Manager: 1

Sl. No.	Name	Designation	Gross salary	Commission	Stock Option/ Sweat equity	Others	Total Amount
1.	MOHANLAL JESAJI PUROHIT	Managing Director	24,00,000	0	0	0	24,00,000
	Total		24,00,000	0	0	0	24,00,000

B. Remuneration of CEO, CFO and CS: 1

Sl. No.	Name	Designation	Gross salary	Commission	Stock Option/ Sweat equity	Others	Total Amount
1.	SUNITA GOUDA	Company Secretary	3,89,742	0	0	0	3,89,742
	Total		3,89,742	0	0	0	3,89,742



C. Remuneration to other directors: NIL

Sl. No.	Name	Designation	Gross salary	Commission	Stock Option/ Sweat equity	Others	Total Amount

XI. MATTERS RELATED TO CERTIFICATION OF COMPLIANCES AND DISCLOSURES

Whether the Company has made compliances and disclosures in respect of applicable provisions of the Companies Act, 2013 during the year (Yes/No): Yes

If No, give reasons/observations:

XII. PENALTIES / PUNISHMENT / COMPOUNDING OF OFFENCES

A. DETAILS OF PENALTIES / PUNISHMENT IMPOSED ON COMPANY/DIRECTORS/OFFICERS: NIL


Name of the company/ directors/ officers	Name of the court/ concerned Authority	Date of Order	Name of the Act and section under which penalised / punished	Details of penalty/ punishment	Details of appeal ((if any) including present status

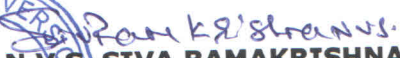
B. DETAILS OF COMPOUNDING OF OFFENCES: NIL

Name of the company/ directors/ officers	Name of the court/ concerned Authority	Date of Order	Name of the Act and section under which penalised / punished	Details of penalty/ punishment	Details of appeal ((if any) including present status

//FOR AXIOM ENERGY CONVERSION LIMITED//


MOHANLAL JESAJI PUROHIT
MANAGING DIRECTOR
DIN-01653611




N.V.S. SIVA RAMAKRISHNA
DIRECTOR
DIN-01686906